


Voice Telephone Services: Status as of June 30, 2015

Industry Analysis and Technology Division
Wireline Competition Bureau
August 2016



This report is available for reference in the FCC's Reference Information Center, Courtyard Level, 445 12th Street, SW, Washington, DC. Copies may be purchased by contacting Best Copy and Printing, Inc., 445 12th Street, SW, Room CY-B402, Washington, DC 20554, telephone (800) 378-3160, or via their website at www.bcpiweb.com. The report can also be downloaded from the Voice Telephone Services Reports webpage at <https://www.fcc.gov/general/iatd-data-statistical-reports>.

Table of Contents

Introduction.....	1
Comparison to Local Telephone Competition Report.....	1
Retail Voice Telephone Service Connections.....	2
Figure 1 Retail Voice Telephone Service Connections, 2012-2015	2
Figure 2 Wireline Retail Voice Telephone Service Connections by Technology, Regulatory Status, and Customer Type as of June 30, 2015	3
Retail Service Relationships.....	4
Figure 3 Interconnected VoIP Subscribership by Reported Service Features, Regulatory Status, and Customer Type as of June 30, 2015	5
Figure 4 Retail Relationships of Wireline Voice Telephone Service with Internet Access Service by Regulatory Status as of June 30, 2015	6
Detailed Voice Telephone Services Data.....	7
Table 1 Voice Subscriptions – Total for US.....	8
Table 2 Number of Providers Reporting Voice Subscriptions – Total for US	10
Technical Notes	12
Glossary	13

SUPPLEMENTAL MATERIALS AVAILABLE ON FCC WEBSITE

- Table 1 and Table 2 in Excel format (national-level data back to June 2014)
- State-level Subscriptions table in Excel format (data back to June 2014)
- State-level Number of Providers table in Excel format (data back to June 2014)
- County-level Subscriptions information in Excel format (data back to June 2014)
- CSV-format file of consistent data series published for 2008-2015
- Crosswalk to the report *Local Telephone Competition: Status as of December 31, 2013* in PDF format

Voice Telephone Services: Status as of June 30, 2015

Introduction

The Commission has used FCC Form 477 to collect subscribership information from providers of voice telephone services – the incumbent local exchange carriers (ILECs), competitive local exchange carriers (CLECs), and mobile voice providers – since December 1999. The Commission has required interconnected Voice over Internet Protocol (“interconnected VoIP”) service providers to report subscribership information since December 2008 because the use of VoIP technology is growing rapidly and it increasingly is used to provide voice telephone service.¹ Also, starting with the data reported for 2014, Form 477 has been modified to distinguish “over-the-top” (colloquially, “bring your own broadband”) interconnected VoIP subscriptions from other interconnected VoIP subscriptions.²

This report summarizes the information collected about telephone services as of June 30, 2015. It demonstrates continued growth in subscribership to interconnected VoIP and mobile voice services and continued decline in subscribership to traditional wired telephone services.³

Comparison to Local Telephone Competition Report

This report previously was titled *Local Telephone Competition*. Reports under the earlier title summarized Form 477 data through December 31, 2013. Reports under the current title provide much of the summarized data as supplemental spreadsheet files, available at <https://www.fcc.gov/voice-telephone-services-report>. A crosswalk between data elements in this report and data elements in the *Local Telephone Competition* report is available at that page.

¹ The FCC’s rules (at 47 C.F.R. § 9.3) state:

An interconnected Voice over Internet Protocol (VoIP) service is a service that:

- (1) Enables real-time, two-way voice communications;
- (2) Requires a broadband connection from the user’s location;
- (3) Requires Internet protocol-compatible customer premises equipment (CPE); and
- (4) Permits users generally to receive calls that originate on the public switched telephone network and to terminate calls to the public switched telephone network.

We note that the current interpretation of element (4) of the definition excludes the VoIP services that Skype offers in the United States, and subscribers to those services are not reported on Form 477.

² The Technical Notes and the Glossary that appear at the end of this report provide more-detailed information about the current Form 477 and the meaning of terms used in this report. To be consistent with modifications to Form 477 that were adopted in 2013 (to be effective for reporting June 2014 and later data), and to avoid confusion, this report no longer uses the terms “standalone VoIP” and, by contrast, “broadband bundle.” Standalone VoIP in the earlier, *Local Telephone Competition*, reports has a different meaning from “over-the-top” VoIP in this report. In particular, subscriptions reported as standalone VoIP for December 2013 and earlier dates included over-the-top subscriptions as defined in this report and also video-plus-VoIP service subscriptions sold by cable TV system operators and other entities that own last-mile facilities to end-user premises. We note that, accordingly, 13% of total interconnected VoIP subscriptions were categorized as standalone VoIP in December 2013 and, by contrast, 10% of total interconnected VoIP subscriptions were categorized as over-the-top VoIP in December 2014.

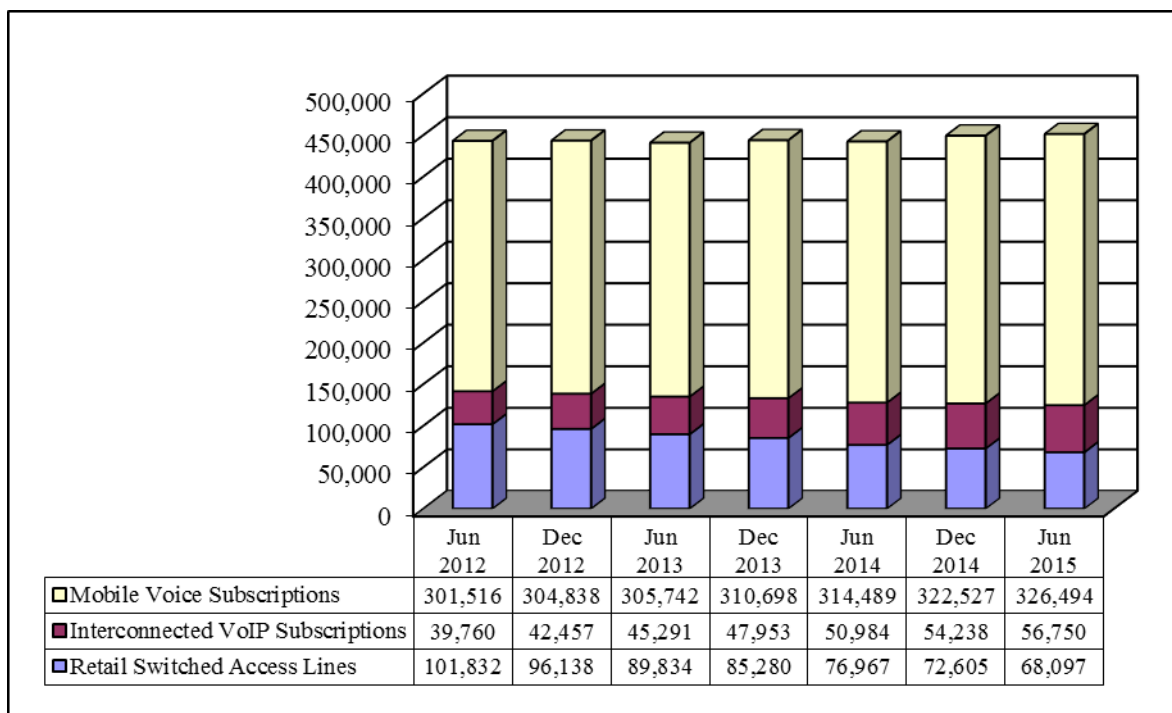
³ The presentation of mobile wireless telephone subscriber counts in this report does not constitute, or imply, Commission analysis of the extent to which wireline and mobile wireless telephone services are demand substitutes or complements in general or in any particular situation.

Retail Voice Telephone Service Connections

Retail voice telephone service customers are served by two wireline technologies – “end-user” switched access lines and interconnected VoIP “subscriptions” – and by mobile wireless subscriptions.

- In June 2015, there were 68 million end-user switched access lines in service, 57 million interconnected VoIP subscriptions, and 326 million mobile subscriptions in the United States, or 451 million retail voice telephone service connections in total. See Figure 1.
- Over the three-year period presented in Figure 1, interconnected VoIP subscriptions increased at a compound annual growth rate of 13%, mobile voice subscriptions increased at a compound annual growth rate of 3%, and retail switched access lines declined at 13% per year.⁴

Figure 1
Retail Voice Telephone Service Connections, 2012 - 2015
(in Thousands)



- Of the 125 million wireline retail voice telephone service connections (including both switched access lines and interconnected VoIP subscriptions) in June 2015, 69 million (or 55%) were residential connections and 56 million (or 45%) were business connections.⁵ See Figure 2.

⁴ The compound annual growth rate (CAGR) is a smoothed rate of growth calculated in three steps. First, divide the ending (June 2015) value by the beginning (June 2012) value. Second, raise the result of that division to a power equal to one divided by the number of years in the period (in this case, 3 years, so the power is 1/3). Third, subtract the number one from the result of the second step.

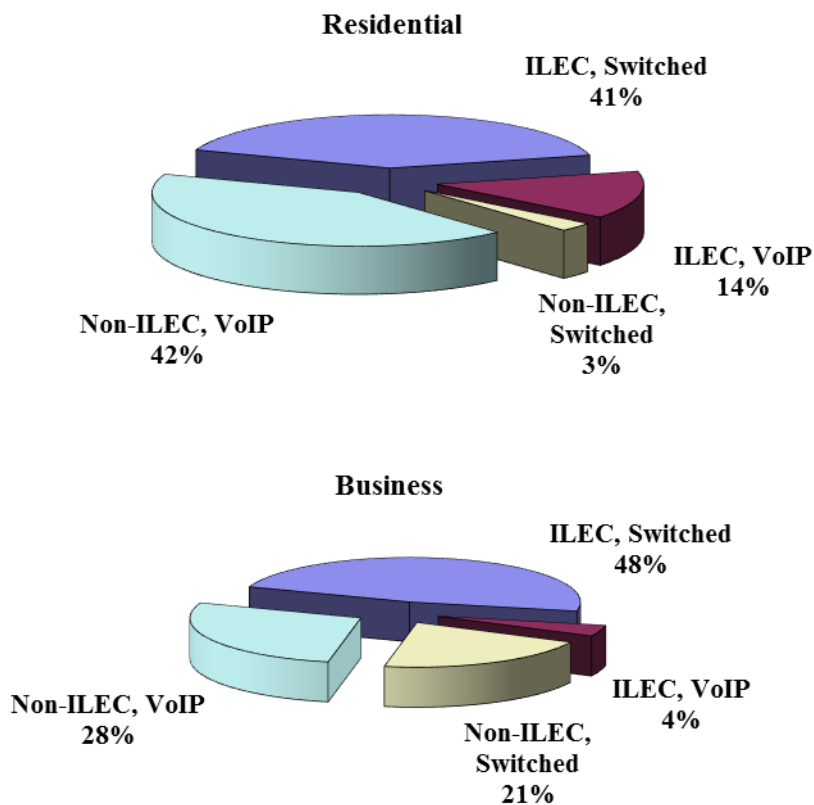
⁵ FCC Form 477 does not distinguish between residential and business subscribers to mobile *voice* service. The information that Form 477 collects about mobile *broadband* service is summarized elsewhere; see *Internet Access Services: Status as of June 30, 2015*, available at <https://www.fcc.gov/reports-research/reports/internet-access-services-reports/internet-access-services-reports>.

Figure 2
Wireline Retail Voice Telephone Service Connections by Technology, Regulatory Status, and Customer Type as of June 30, 2015 (in Thousands)

Total	Switched Access Lines	Interconnected VoIP	Total
ILEC	54,639	12,233	66,872
Non-ILEC	13,458	44,518	57,976
Total	68,097	56,750	124,848
Residential			
ILEC	27,915	9,974	37,888
Non-ILEC	1,853	29,117	30,970
Residential Total	29,767	39,091	68,858
Business			
ILEC	26,724	2,259	28,983
Non-ILEC	11,606	15,400	27,006
Business Total	38,330	17,659	55,989

Figures may not sum to totals due to rounding.

ILEC = Incumbent local exchange carrier. A voice-service affiliate of an ILEC that is operating outside the ILEC's traditional service area ("study area") is a Non-ILEC.



- Cross-classified by technology and the retailer’s regulatory status in Figure 2, the 69 million wireline residential connections in June 2015 were: 41% ILEC switched access lines, 42% non-ILEC interconnected VoIP subscriptions, 14% ILEC interconnected VoIP subscriptions, and 3% non-ILEC switched access lines. Similarly, the 56 million wireline business connections were: 48% ILEC switched access lines, 28% non-ILEC interconnected VoIP subscriptions, 4% ILEC interconnected VoIP subscriptions, and 21% non-ILEC switched access lines.

Retail Service Relationships

The revised Form 477 program collects two types of information about retail service relationships.

- Interconnected VoIP service retailers distinguish over-the-top (“OTT”) interconnected VoIP subscriptions—which, in the revised Form 477 program, means that the VoIP service end user has purchased (or has use of) a broadband connection from an entity that is not affiliated with the VoIP service retailer—by contrast to all other interconnected VoIP subscriptions. See Figure 3.
- Retailers of switched access lines and retailers of interconnected VoIP service distinguish between sales to end users who do not also purchase Internet access from them (including affiliates) and sales to end users who do purchase both these services. See Figure 4.

Figure 3
Interconnected VoIP Subscriberhip by Reported Service Features, Regulatory Status,
and Customer Type as of June 30, 2015 (in Thousands)

Total	Over-the-Top (OTT)	All Other VoIP	Total
ILEC	37	12,196	12,233
Non-ILEC	5,318	39,200	44,518
Total	5,354	51,396	56,750
Residential			
ILEC	33	9,940	9,974
Non-ILEC	2,616	26,502	29,117
Residential Total	2,649	36,442	39,091
Business			
ILEC	3	2,256	2,259
Non-ILEC	2,702	12,699	15,400
Business Total	2,705	14,954	17,659

Figures may not sum to totals due to rounding.

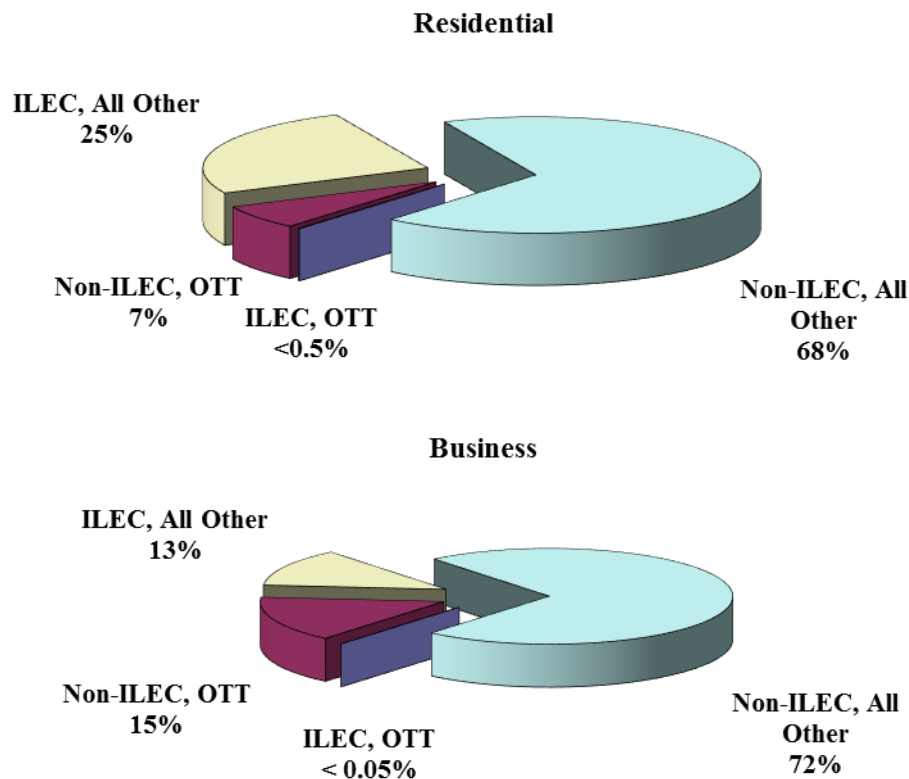
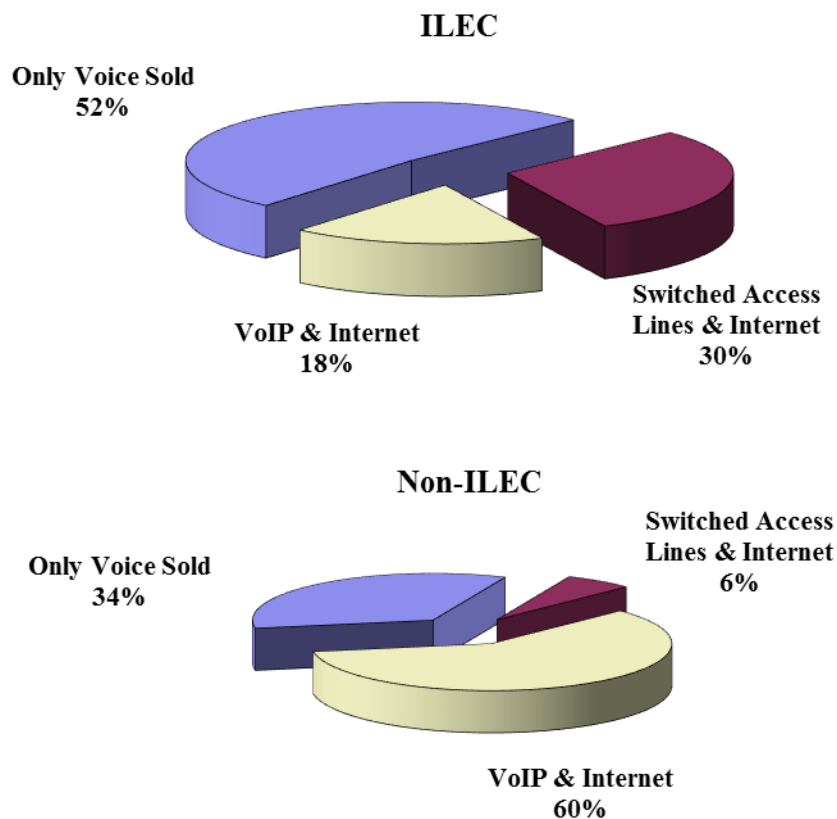


Figure 4
Retail Relationships of Wireline Voice Telephone Service with Internet Access Service
by Regulatory Status as of June 30, 2015 (in Thousands)

Total Sold to End Users	ILEC	Non-ILEC	Total
Switched Access Lines	54,639	13,458	68,097
Over-the-Top VoIP	37	5,318	5,354
All Other VoIP	12,196	39,200	51,396
Total	66,872	57,976	124,848
Internet Also Sold			
Switched Access Lines	20,003	3,567	23,570
Over-the-Top VoIP	0	0	0
All Other VoIP	12,169	34,585	46,754
Both Sold Total	32,172	38,152	70,324
Internet Not Also Sold			
Switched Access Lines	34,636	9,891	44,527
Over-the-Top VoIP	37	5,318	5,354
All Other VoIP	27	4,615	4,642
Only Voice Total	34,700	19,824	54,524

Figures may not sum totals due to rounding.



Detailed Voice Telephone Services Data

The remainder of this document consists of national information, technical notes, and a glossary of terms.

- Table 1 summarizes national-level voice telephone service subscription data for June 2015, and also for December and June 2014, for individual data elements collected by FCC Form 477.
- Table 2 shows the number of entities that reported the national-level subscription data for June 2015, and also for December and June 2014.

Table 1 and Table 2 are available in Excel format at <https://www.fcc.gov/voice-telephone-services-report>. Also available at that page are:

- State-level Subscriptions table in Excel format (data back to June 2014)
- State-level Number of Providers table in Excel format (data back to June 2014)
- County-level Subscriptions information in Excel format (data back to June 2014)
- CSV-format file of the consistent data series that are available back to December 2008, when interconnected VoIP retailers were first required to report subscription information on Form 477.

Earlier data, back to December 1999, are available in the Local Telephone Competition reports at <https://www.fcc.gov/general/local-telephone-competition-reports>. However, researchers who consider using the complete data series for trend analysis should recall the discontinuities in the data that arise from Form 477 modifications over time.

- Between December 1999 and December 2004, Form 477 collected state-by-state data only from local exchange carriers with at least 10,000 end-user switched access lines in service in the state, and from facilities-based mobile voice carriers with at least 10,000 mobile voice subscriptions in service in the state.
- Prior to December 2008, interconnected VoIP service retailers were not required to submit Form 477, but an unknown amount of interconnected VoIP service was included along with the switched access lines reported by some Form 477 filers.
- As discussed earlier in this report, the category standalone interconnected VoIP that was reported from December 2008 to December 2013 is different (that is, includes more subscriptions) than the category over-the-top interconnected VoIP that is reported starting with the June 2014 data.⁶

⁶ See footnote 2, above.

Table 1. Voice Subscriptions (in Thousands) - Total for US

Reference	Data element	June 2015	Dec 2014	June 2014
1	Mobile telephony	326,494	322,527	314,489
2	Directly-billed or prepaid	286,479	283,316	276,800
3	Not directly-billed or prepaid	40,015	39,210	37,690
4	Wireline End-User Switched Access Lines and Interconnected VoIP Subscriptions	124,848	126,844	127,951
5	Incumbent LECs	66,872	69,382	71,829
6	Other (Non-ILECs) - Note: ILEC voice-service affiliate operating outside ILEC's study area is included here.	57,976	57,462	56,122
7	Consumer-grade service	68,858	70,233	71,492
8	Incumbent LECs	37,888	39,433	41,044
9	Other (Non-ILECs)	30,970	30,800	30,447
10	Business & Government-grade service	55,989	56,610	56,459
11	Incumbent LECs	28,983	29,949	30,785
12	Other (Non-ILECs)	27,006	26,661	25,674
13	Local exchange telephone service (Switched Access Lines)	68,097	72,605	76,967
14	Incumbent LECs	54,639	58,045	61,573
15	Other (Non-ILECs) - Note: ILEC voice-service affiliate operating outside ILEC's study area is included here.	13,458	14,560	15,393
16	Consumer-grade service	29,767	32,000	34,460
17	Incumbent LECs	27,915	29,937	32,223
18	Other (Non-ILECs)	1,853	2,063	2,237
19	Business & Government-grade service	38,330	40,605	42,507
20	Incumbent LECs	26,724	28,108	29,351
21	Other (Non-ILECs)	11,606	12,497	13,156
22	Interconnected VoIP Subscriptions - Note: Includes both Over-the-top (OTT) and All Other sub-categories.	56,750	54,238	50,984
23	Incumbent LECs	12,233	11,336	10,256
24	Other (Non-ILECs) - Note: ILEC voice-service affiliate operating outside ILEC's study area is included here.	44,518	42,902	40,728
25	Consumer-grade service	39,091	38,234	37,032
26	Incumbent LECs	9,974	9,496	8,822
27	Other (Non-ILECs)	29,117	28,738	28,210
28	Business & Government-grade service	17,659	16,005	13,952
29	Incumbent LECs	2,259	1,841	1,434
30	Other (Non-ILECs)	15,400	14,164	12,518
31	Over-the-top interconnected VoIP	5,354	5,150	5,087
32	Incumbent LECs	37	28	34
33	Other (Non-ILECs) - Note: ILEC voice-service affiliate operating outside ILEC's study area is included here.	5,318	5,121	5,053
34	Consumer-grade service	2,649	2,882	3,018
35	Incumbent LECs	33	26	31
36	Other (Non-ILECs)	2,616	2,855	2,987
37	Business & Government-grade service	2,705	2,268	2,068
38	Incumbent LECs	3	2	2
39	Other (Non-ILECs)	2,702	2,266	2,066
40	All Other interconnected VoIP	51,396	49,089	45,898
41	Incumbent LECs	12,196	11,308	10,222
42	Other (Non-ILECs) - Note: ILEC voice-service affiliate operating outside ILEC's study area is included here.	39,200	37,781	35,675
43	Consumer-grade service	36,442	35,352	34,014
44	Incumbent LECs	9,940	9,469	8,791
45	Other (Non-ILECs)	26,502	25,883	25,223
46	Business & Government-grade service	14,954	13,737	11,884
47	Incumbent LECs	2,256	1,839	1,432
48	Other (Non-ILECs)	12,699	11,898	10,452
49	Local exchange telephone service by last-mile delivery medium	68,097	72,605	76,967
50	Fiber-to-the-premises	5,460	5,425	5,308

Table 1. Voice Subscriptions (in Thousands) - Total for US

Reference	Data element	June 2015	Dec 2014	June 2014
51	Incumbent LECs	3,466	3,443	3,319
52	Other (Non-ILECs)	1,993	1,982	1,990
53	Coaxial cable	1,417	1,194	1,344
54	Incumbent LECs	60	65	49
55	Other (Non-ILECs)	1,357	1,128	1,295
56	Terrestrial fixed wireless	545	582	579
57	Incumbent LECs	536	549	546
58	Other (Non-ILECs)	9	33	33
59	Copper local loop	60,676	65,404	69,735
60	Incumbent LECs	50,576	53,988	57,659
61	Other (Non-ILECs)	10,099	11,416	12,076
62	All Other interconnected VoIP by last-mile delivery medium	51,396	49,089	45,898
63	Fiber-to-the-premises	7,010	6,226	5,977
64	Incumbent LECs	5,163	4,941	4,724
65	Other (Non-ILECs)	1,847	1,285	1,254
66	Coaxial cable	32,286	31,557	30,231
67	Incumbent LECs	5	4	3
68	Other (Non-ILECs)	32,281	31,552	30,227
69	Terrestrial fixed wireless or satellite	68	67	82
70	Incumbent LECs	1	0	0
71	Other (Non-ILECs)	67	67	81
72	Copper local loop	12,032	11,239	9,608
73	Incumbent LECs	7,027	6,362	5,495
74	Other (Non-ILECs)	5,005	4,877	4,113
75	Non-Incumbent LEC local exchange telephone service by means of provisioning	13,458	14,560	15,393
76	Provided over owned last-mile facilities	4,674	4,852	5,257
77	Provided over UNE-L obtained from unaffiliated entity	2,368	3,270	3,645
78	Provided over other services obtained from unaffiliated entity	6,416	6,438	6,492
79	Incumbent LEC local exchange telephone service provided to unaffiliated carriers for resale	6,091	6,266	6,421
80	Wholesale lines	3,667	3,750	3,795
81	UNE-L	2,424	2,516	2,626
82	Local exchange telephone service and long-distance service	68,097	72,605	76,967
83	Consumer-grade service	29,767	32,000	34,460
84	Incumbent LEC is preferred long-distance carrier for its local exchange service customer	18,117	19,480	20,937
85	Incumbent LEC is not preferred long-distance carrier for its local exchange service customer	9,797	10,457	11,286
86	Non-ILEC is preferred long-distance carrier for its local exchange service customer	1,577	1,725	1,789
87	Non-ILEC is not preferred long-distance carrier for its local exchange service customer	275	337	448
88	Business & Government-grade service	38,330	40,605	42,507
89	Incumbent LEC is preferred long-distance carrier for its local exchange service customer	14,330	15,122	15,736
90	Incumbent LEC is not preferred long-distance carrier for its local exchange service customer	12,394	12,986	13,614
91	Non-ILEC is preferred long-distance carrier for its local exchange service customer	8,852	9,534	9,983
92	Non-ILEC is not preferred long-distance carrier for its local exchange service customer	2,754	2,964	3,173
93	End user buys local exchange telephone service and Internet access service from same entity	23,570	25,095	26,974
94	End user buys both services from incumbent LEC or affiliates	20,003	21,409	22,640
95	End user buys both services from Non-ILEC or affiliates	3,567	3,686	4,334
96	End user buys interconnected VoIP and Internet access service from same entity	46,754	43,456	42,072
97	End user buys both services from incumbent LEC or affiliates	12,169	11,285	10,202
98	End user buys both services from Non-ILEC or affiliates	34,585	32,171	31,871

Table 2. Number of Providers Reporting Voice Subscriptions - Total for US

Reference	Data element	June 2015	Dec 2014	June 2014
1	Mobile telephony	140	148	150
2	Directly-billed or prepaid	138	145	147
3	Not directly-billed or prepaid	26	28	27
4	Wireline End-User Switched Access Lines and Interconnected VoIP Subscriptions	1,616	1,584	1,545
5	Incumbent LECs	741	742	744
6	Other (Non-ILECs) - Note: ILEC voice-service affiliate operating outside ILEC's study area is included here.	1,132	1,092	1,050
7	Consumer-grade service	1,239	1,233	1,230
8	Incumbent LECs	740	741	743
9	Other (Non-ILECs)	745	729	723
10	Business & Government-grade service	1,505	1,468	1,428
11	Incumbent LECs	735	736	738
12	Other (Non-ILECs)	1,024	977	934
13	Local exchange telephone service (Switched Access Lines)	1,027	1,040	1,033
14	Incumbent LECs	738	740	740
15	Other (Non-ILECs) - Note: ILEC voice-service affiliate operating outside ILEC's study area is included here.	507	513	506
16	Consumer-grade service	919	927	930
17	Incumbent LECs	738	740	740
18	Other (Non-ILECs)	393	393	397
19	Business & Government-grade service	1,001	1,006	993
20	Incumbent LECs	733	735	734
21	Other (Non-ILECs)	484	481	467
22	Interconnected VoIP Subscriptions - Note: Includes both Over-the-top (OTT) and All Other sub-categories.	901	848	797
23	Incumbent LECs	85	78	75
24	Other (Non-ILECs) - Note: ILEC voice-service affiliate operating outside ILEC's study area is included here.	865	818	765
25	Consumer-grade service	484	469	450
26	Incumbent LECs	45	41	39
27	Other (Non-ILECs)	457	445	426
28	Business & Government-grade service	800	749	707
29	Incumbent LECs	80	74	73
30	Other (Non-ILECs)	767	720	674
31	Over-the-top interconnected VoIP	471	429	397
32	Incumbent LECs	17	13	13
33	Other (Non-ILECs) - Note: ILEC voice-service affiliate operating outside ILEC's study area is included here.	463	424	391
34	Consumer-grade service	147	129	122
35	Incumbent LECs	9	6	7
36	Other (Non-ILECs)	140	125	117
37	Business & Government-grade service	422	392	364
38	Incumbent LECs	14	11	11
39	Other (Non-ILECs)	417	389	360
40	All Other interconnected VoIP	602	575	552
41	Incumbent LECs	79	75	71
42	Other (Non-ILECs) - Note: ILEC voice-service affiliate operating outside ILEC's study area is included here.	570	545	521
43	Consumer-grade service	385	378	364
44	Incumbent LECs	40	38	35
45	Other (Non-ILECs)	363	356	343
46	Business & Government-grade service	534	500	485
47	Incumbent LECs	75	71	69
48	Other (Non-ILECs)	503	471	453
49	Local exchange telephone service by last-mile delivery medium	1,027	1,040	1,033
50	Fiber-to-the-premises	656	652	630

Table 2. Number of Providers Reporting Voice Subscriptions - Total for US

Reference	Data element	June 2015	Dec 2014	June 2014
51	Incumbent LECs	518	504	483
52	Other (Non-ILECs)	290	292	282
53	Coaxial cable	92	91	91
54	Incumbent LECs	24	22	19
55	Other (Non-ILECs)	77	77	79
56	Terrestrial fixed wireless	70	75	71
57	Incumbent LECs	46	51	45
58	Other (Non-ILECs)	34	33	38
59	Copper local loop	885	885	890
60	Incumbent LECs	654	650	654
61	Other (Non-ILECs)	364	367	363
62	All Other interconnected VoIP by last-mile delivery medium	602	575	552
63	Fiber-to-the-premises	318	284	263
64	Incumbent LECs	60	54	46
65	Other (Non-ILECs)	290	259	241
66	Coaxial cable	216	210	200
67	Incumbent LECs	10	10	7
68	Other (Non-ILECs)	212	207	197
69	Terrestrial fixed wireless or satellite	176	168	167
70	Incumbent LECs	8	9	7
71	Other (Non-ILECs)	170	162	162
72	Copper local loop	214	215	200
73	Incumbent LECs	40	41	45
74	Other (Non-ILECs)	195	196	174
75	Non-Incumbent LEC local exchange telephone service by means of provisioning	507	513	506
76	Provided over owned last-mile facilities	346	350	343
77	Provided over UNE-L obtained from unaffiliated entity	134	125	128
78	Provided over other services obtained from unaffiliated entity	226	224	220
79	Incumbent LEC local exchange telephone service provided to unaffiliated carriers for resale	40	37	37
80	Wholesale lines	38	37	36
81	UNE-L	11	10	10
82	Local exchange telephone service and long-distance service	1,027	1,040	1,033
83	Consumer-grade service	919	927	930
84	Incumbent LEC is preferred long-distance carrier for its local exchange service customer	666	668	665
85	Incumbent LEC is not preferred long-distance carrier for its local exchange service customer	689	687	692
86	Non-ILEC is preferred long-distance carrier for its local exchange service customer	358	353	353
87	Non-ILEC is not preferred long-distance carrier for its local exchange service customer	279	275	277
88	Business & Government-grade service	1,001	1,006	993
89	Incumbent LEC is preferred long-distance carrier for its local exchange service customer	661	667	657
90	Incumbent LEC is not preferred long-distance carrier for its local exchange service customer	662	655	650
91	Non-ILEC is preferred long-distance carrier for its local exchange service customer	431	420	412
92	Non-ILEC is not preferred long-distance carrier for its local exchange service customer	315	323	311
93	End user buys local exchange telephone service and Internet access service from same entity	901	905	902
94	End user buys both services from incumbent LEC or affiliates	710	712	710
95	End user buys both services from Non-ILEC or affiliates	398	392	392
96	End user buys interconnected VoIP and Internet access service from same entity	551	521	503
97	End user buys both services from incumbent LEC or affiliates	70	65	62
98	End user buys both services from Non-ILEC or affiliates	520	493	475

Technical Notes

General

Detailed information about the current Form 477 reporting requirements is available at <https://www.fcc.gov/general/form-477-resources-filers#block-menu-block-4>.

See Glossary for definitions of terms used in this report.

Counting lines and subscribers

- Form 477 counts both switched access lines and interconnected VoIP subscriptions as the maximum number of calls that may be active, simultaneously, from the end user's location under the purchased service plan. All VoIP subscriptions discussed in this report are interconnected VoIP subscriptions.
- Form 477 data may not count all VoIP phone connections to Internet Protocol Private Branch Exchange (IP PBX) equipment that is owned by business end users because of the variety of ways the IP PBX may connect to the public switched telephone network.

Holding company-subsidiary relationships

- When counting service providers that report voice telephone service in a particular geography, we count a holding company or common-control entity no more than once in any specified sub-category of total providers.
- Nationwide counts of providers are unique counts for any specified sub-category of total providers (for example, all non-ILECs or all interconnected VoIP providers); an entity operating in multiple states is counted only once.

ILEC-CLEC affiliations

- If a CLEC is affiliated with an ILEC and reports some end-user switched access lines or interconnected VoIP subscriptions in the ILEC's service area in the state, then the switched access lines or interconnected VoIP subscriptions reported by the CLEC are allocated between the ILEC and non-ILEC categories based on staff estimates.

Mobile voice subscriptions

- Commercial mobile radio service (CMRS) carriers that own or operate wireless networks report both their retail voice service subscriptions and the retail subscriptions of the mobile voice service resellers that use their network. Mobile voice service resellers do not file Form 477.

UNE-Platform lines replaced by commercial agreements

- UNE-Platform (UNE-P) was the combination of ILEC loop UNE, switching UNE, and transport UNE. The Commission directed CLECs to migrate their retail customers served by UNE-P to an alternative arrangement within 12 months of the effective date of the *Triennial Review Remand Order*, that is, by March 11, 2006. See C.F.R. § 51.319(d)(2)(ii). Such lines are reported on Form 477 as ILEC wholesale lines provided to unaffiliated providers for resale.

Glossary

Term	Definition
All Other interconnected VoIP	Interconnected VoIP service other than OTT interconnected VoIP. (See the definition of OTT VoIP, below.)
Circuit switching	A method of completing electronic communications in which a transmission path is established for dedicated use by a communication; the basis of the public switched telephone network (PSTN).
Coaxial cable	The technology widely used by cable system operators to terminate their services at the end user's premises.
Copper local loop	The technology widely used by telephone companies to terminate their service at the end user's premises.
CLEC	Competitive Local Exchange Carrier: A local exchange carrier (LEC) that operates within the traditional service area of an unaffiliated incumbent LEC.
End users	Residential, business, institutional, or government entities that use services for their own purposes and who do not resell such services to other entities.
Fixed wireless service	A radio communication service between specified fixed points.
FTTP or FTTH	Fiber to the Premises (Home): A network access architecture in which optical fiber is deployed all the way to the customer's premises (home).
Internet access service	Service that provides end users access to the Internet.
ILEC	Incumbent Local Exchange Carrier: A company or cooperative that was providing telephone service in a localized area, typically on a monopoly basis, prior to enactment of the Telecommunications Act of 1996.
Internet protocol or IP	A language and set of formal rules that govern how packets transit the Internet.
Interconnected VoIP or iVoIP	A service that enables real-time, two-way voice communications; requires a broadband connection from the user's location; requires Internet-protocol compatible customer premises equipment; and permits users generally to receive calls that originate on the public switched telephone network and to terminate calls to the public switched telephone network.
LEC	Local Exchange Carrier: A company that provides telephone service within a localized area and access services that connect its customers to long-distance (Interexchange Carrier) networks.
Local loop	The physical connection between the customer's premises and the telephone company's local switching office, typically provided using copper, fiber, or a combination of copper and fiber facilities.
Mobile wireless service	A radio communication service between mobile and fixed stations, or between mobile stations.

Non-ILEC	Any provider of communications services who does not have ILEC regulatory status. A voice-service affiliate of an ILEC that is operating outside the ILEC's traditional service area ("study area") is a Non-ILEC.
OTT interconnected VoIP	Over-the-top interconnected VoIP: Service delivered to the end-user customer's premises over a high-capacity connection that the customer obtains (that is, buys), or has the use of, from an entity not affiliated with the interconnected VoIP service provider. (Colloquially, "bring-your-own-broadband.")
PBX	Private Branch Exchange: A communications switch that is owned or leased by the service provider's end-user customer and generally located on the customer's premises.
Packet switching	A method of completing electronic communications in which the information is disassembled into discrete packets that are transmitted independently and later reassembled; IP is an example.
Retail wireline voice telephone service	Switched access lines and interconnected VoIP subscriptions for which an end user is the customer.
Switched access line	A service connection between an end user and the local telephone company's switch; the basis of plain old telephone service (POTS).
UNE	Unbundled Network Element: A physical or functional element of an ILEC network that must be provided to a CLEC at a cost-based price, as provide for in the Telecommunications Act of 1996.
UNE-L	UNE-Loop: An ILEC unbundled local loop provided to a CLEC at a cost-based price.
Wholesale switched access lines	Local telephone service provided to an unaffiliated telephone company, which resells the service to end users; typically provided by an ILEC to a CLEC.

Customer Response

Publication: *Voice Telephone Services: Status as of June 30, 2015*

You can help us provide the best possible information to the public by completing this form and returning it to the Industry Analysis and Technology Division of the FCC's Wireline Competition Bureau.

1. Please check the category that best describes you:

- press
- current telecommunications carrier
- potential telecommunications carrier
- business customer evaluating vendors/service options
- consultant, law firm, lobbyist
- other business customer
- academic/student
- residential customer
- FCC employee
- other federal government employee
- state or local government employee
- Other (please specify)

2. Please rate the report: Excellent Good Satisfactory Poor No opinion

Data accuracy	(<input type="checkbox"/>)	(<input type="checkbox"/>)	(<input type="checkbox"/>)	(<input type="checkbox"/>)	(<input type="checkbox"/>)
Data presentation	(<input type="checkbox"/>)	(<input type="checkbox"/>)	(<input type="checkbox"/>)	(<input type="checkbox"/>)	(<input type="checkbox"/>)
Timeliness of data	(<input type="checkbox"/>)	(<input type="checkbox"/>)	(<input type="checkbox"/>)	(<input type="checkbox"/>)	(<input type="checkbox"/>)
Completeness of data	(<input type="checkbox"/>)	(<input type="checkbox"/>)	(<input type="checkbox"/>)	(<input type="checkbox"/>)	(<input type="checkbox"/>)
Text clarity	(<input type="checkbox"/>)	(<input type="checkbox"/>)	(<input type="checkbox"/>)	(<input type="checkbox"/>)	(<input type="checkbox"/>)
Completeness of text	(<input type="checkbox"/>)	(<input type="checkbox"/>)	(<input type="checkbox"/>)	(<input type="checkbox"/>)	(<input type="checkbox"/>)

3. Overall, how do you rate this report? Excellent Good Satisfactory Poor No opinion

	(<input type="checkbox"/>)	(<input type="checkbox"/>)	(<input type="checkbox"/>)	(<input type="checkbox"/>)	(<input type="checkbox"/>)
--	------------------------------	------------------------------	------------------------------	------------------------------	------------------------------

4. How can this report be improved?

5. May we contact you to discuss possible improvements?

Name:

Telephone #:

To discuss the information in this report, contact: 202-418-0940 or for users of TTY equipment, call 202-418-0484		
Fax this response to 202-418-0520	or	Mail this response to
Scan and email to IATDreports@fcc.gov		FCC/WCB/IATD, Mail Stop 1600 F Washington, DC 20554