

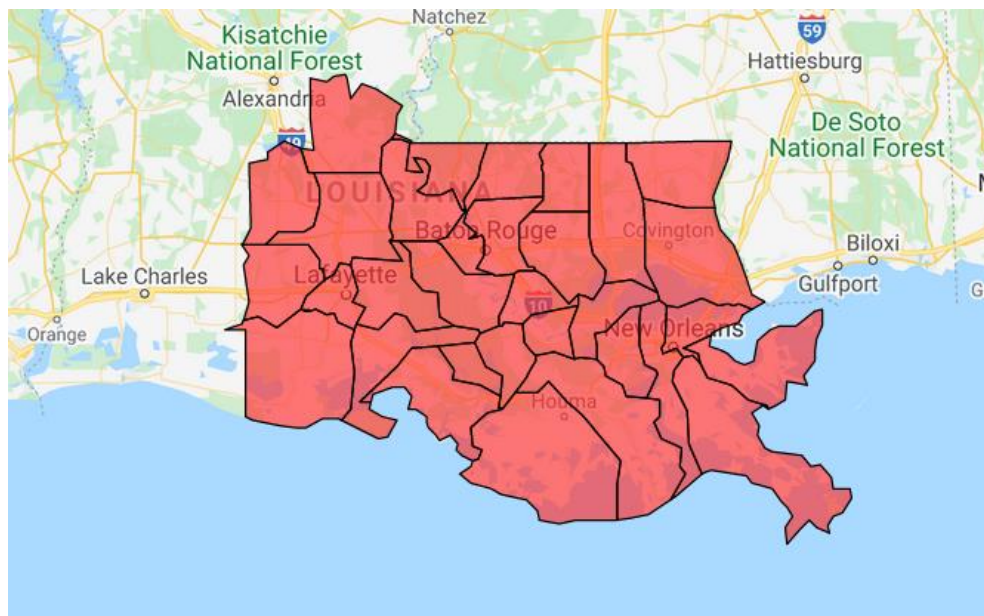


Communications Status Report for Areas Impacted by Hurricane Ida September 4, 2021

The following is a report on the status of communications services in geographic areas impacted by Hurricane Ida as of September 4, 2021 at 11:00 a.m. EDT. This report incorporates network outage data submitted by communications providers to the Federal Communications Commission’s (FCC) Disaster Information Reporting System (DIRS). Note that the operational status of communications services during a disaster may evolve rapidly, and this report represents a snapshot in time. This report also summarizes certain regulatory actions taken by the FCC to assist areas impacted by Hurricane Ida.

The following counties are in the current geographic area that is part of DIRS (the “disaster area”) for today’s report.

Louisiana: Acadia, Ascension, Assumption, Avoyelles, East Baton Rouge, East Feliciana, Evangeline, Iberia, Iberville, Jefferson, Lafayette, Lafourche, Livingston, Orleans, Plaquemines, Point Coupee, St. Martin, St. Mary, St. Bernard, St. Charles, St. Helena, St. James, St. John the Baptist, St. Landry, St. Martin, St. Tammany, Tangipahoa, Terrebonne, Vermillion, Washington, West Baton Rouge, West Feliciana.



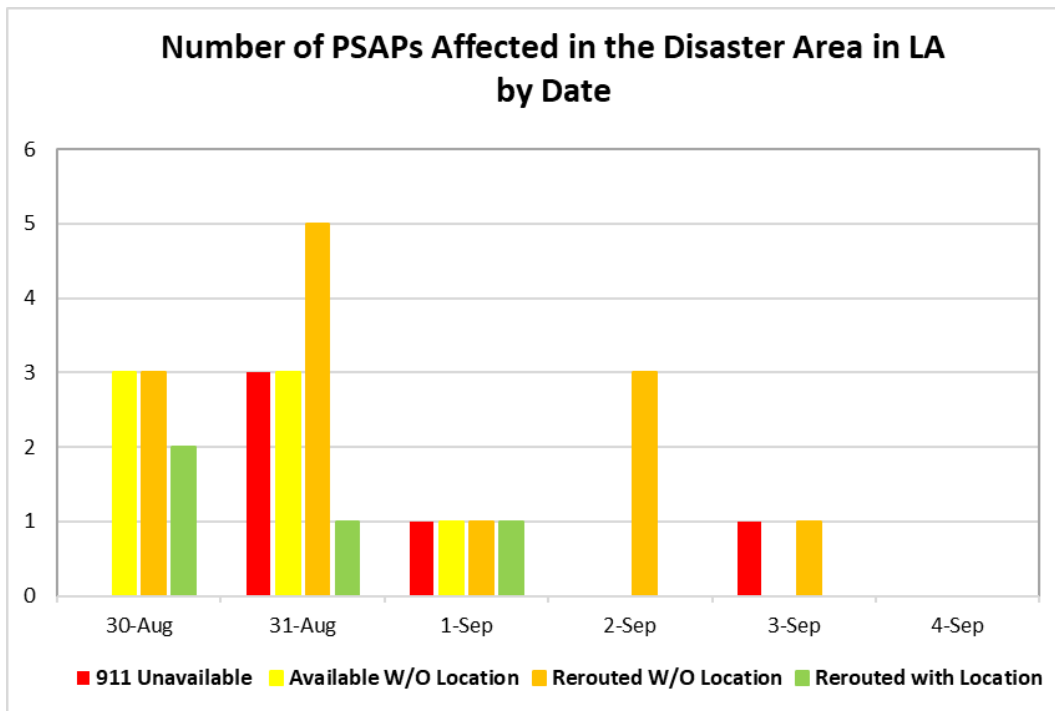
911 Services

The Public Safety and Homeland Security Bureau (PSHSB) learns the status of each Public Safety Answering Point (PSAP) through the filings of 911 Service Providers in DIRS, reporting to the FCC’s Public Safety Support Center, coordination with state 911 Administrators and, if necessary, direct contact with individual PSAPs.

Louisiana: No PSAPs are reported as being affected.

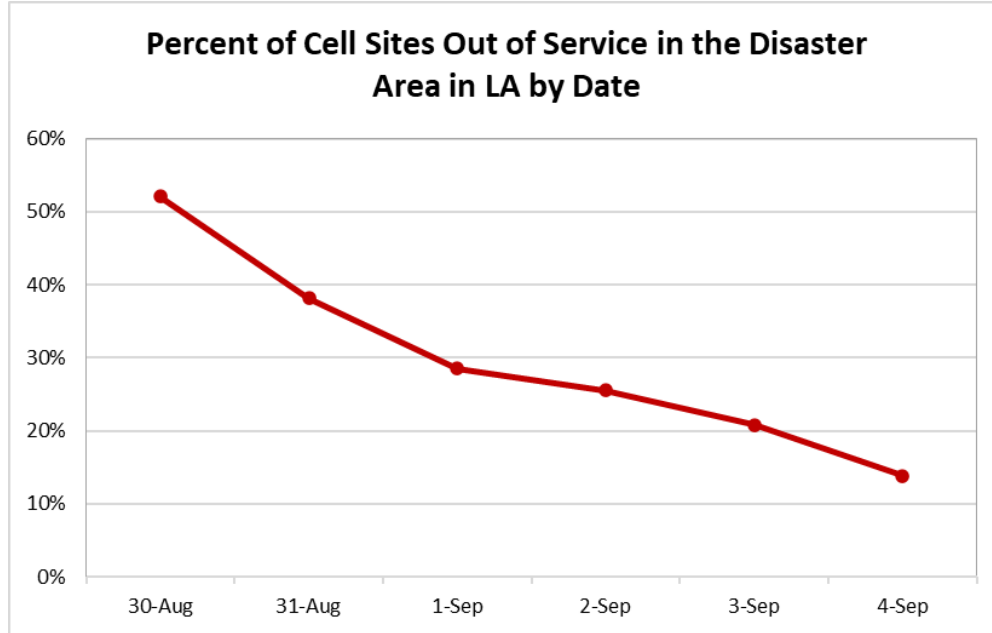


The following chart shows the trend in the effects on PSAPs since the storm's landfall:

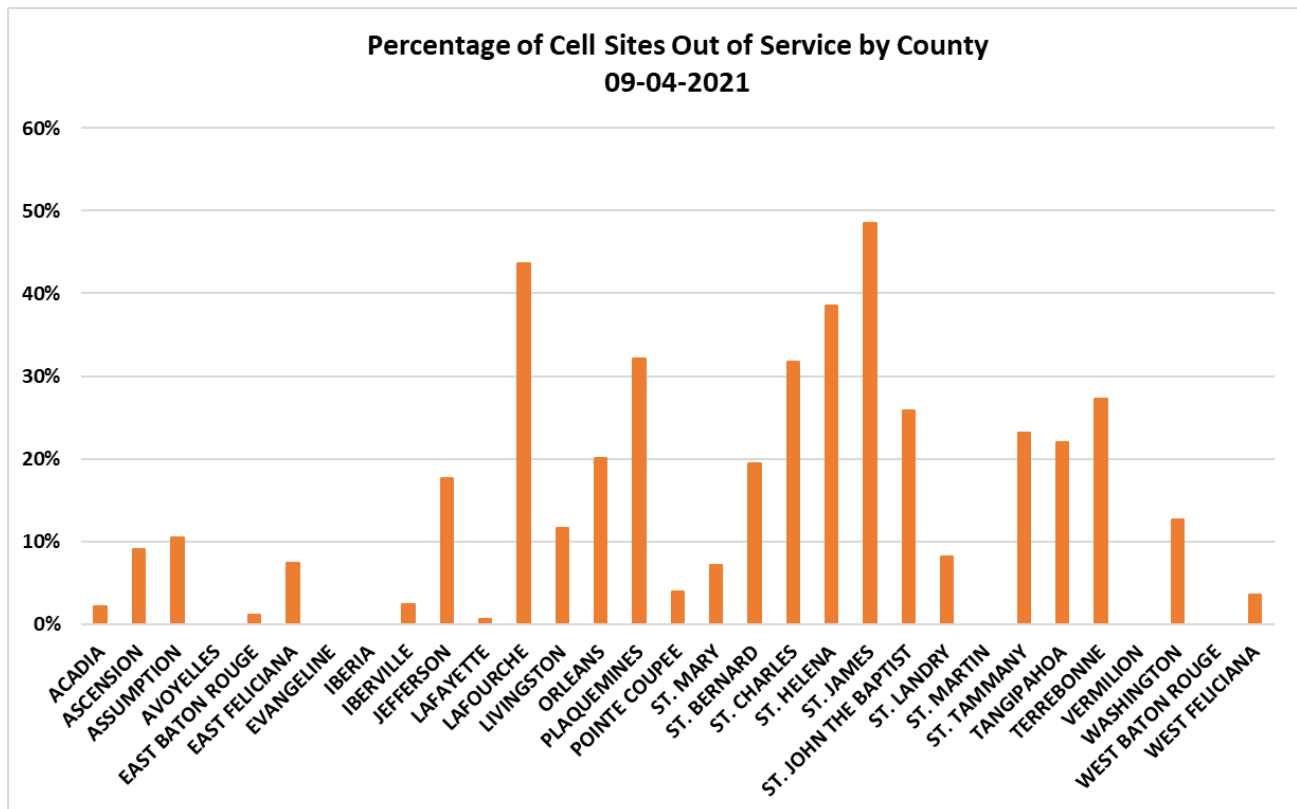


Wireless Services

The following section describes the status of wireless communications services and restoration in the disaster area. The chart below shows trends:

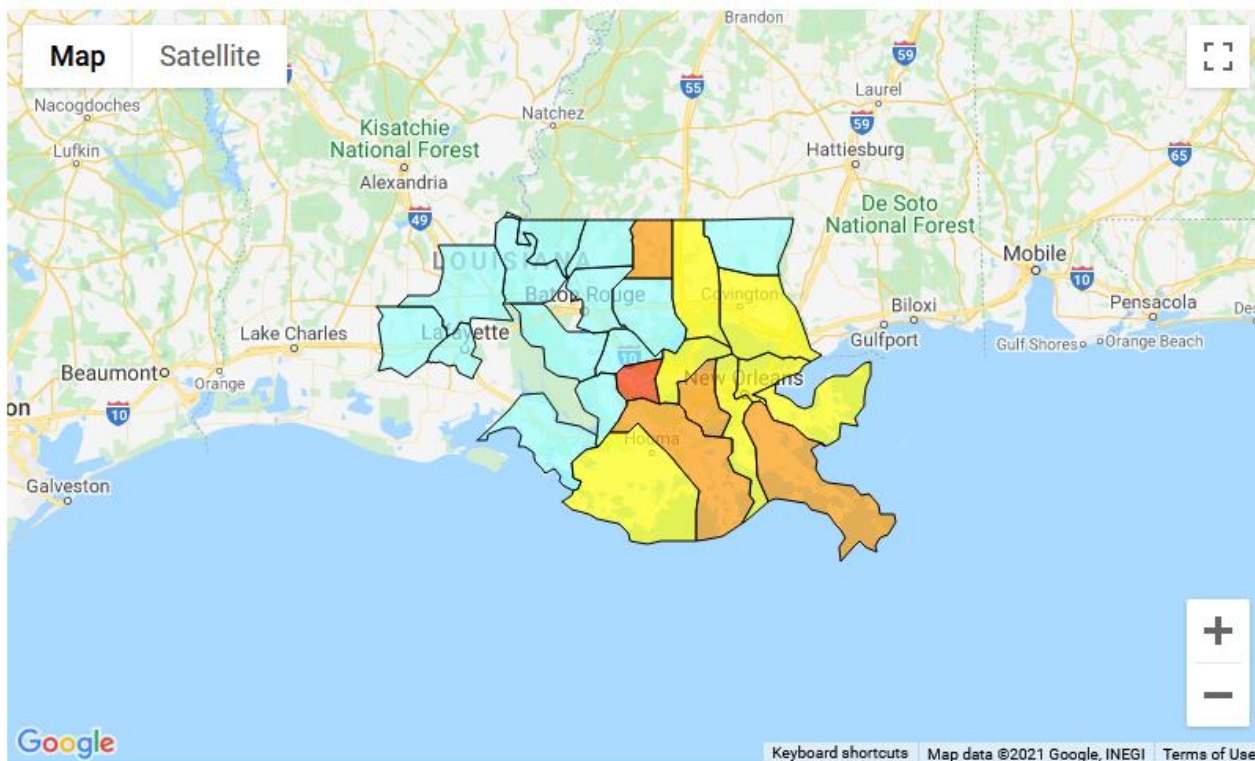


The current status of wireless communications services and restoration by county is shown by the following chart and map.



Percent Cell Sites Out-of-Service By County

9/4/2021 11:50:15 AM



■ 1 - 15 ■ 16 - 30 ■ 31 - 45 ■ 46 - 60 ■ 61 - 100

The following table provides cell sites out of service by county. 13.8% (down from 20.8% yesterday) of the cell sites in the affected area in Louisiana are out of service. The information shown was provided by the signatories to the Wireless Network Resiliency Framework Cooperative Agreement.

Louisiana

State	Affected Counties	Cell Sites Served	Cell Sites Out	Percent Out	Cell Sites Out Due to Damage	Cell Sites Out Due to Transport ¹	Cell Sites Out Due to Power
LA	ACADIA	45	1	2.2%	1	0	0
LA	ASCENSION	88	8	9.1%	0	3	5
LA	ASSUMPTION	19	2	10.5%	0	1	1
LA	AVOUELLES	52	0	0.0%	0	0	0

¹ These are cell sites that are out due to issues with the (typically wireline) networks that route communications traffic to and from the cell sites.

LA	EAST BATON ROUGE	360	4	1.1%	2	1	1
LA	EAST FELICIANA	27	2	7.4%	0	1	1
LA	EVANGELINE	41	0	0.0%	0	0	0
LA	IBERIA	46	0	0.0%	0	0	0
LA	IBERVILLE	42	1	2.4%	0	1	0
LA	JEFFERSON	289	51	17.6%	5	12	34
LA	LAFAYETTE	154	1	0.6%	1	0	0
LA	LAFOURCHE	78	34	43.6%	3	8	26
LA	LIVINGSTON	121	14	11.6%	1	3	11
LA	ORLEANS	348	70	20.1%	9	16	45
LA	PLAQUEMINES	56	18	32.1%	4	3	11
LA	POINTE COUPEE	25	1	4.0%	0	0	1
LA	ST. MARY	56	4	7.1%	1	2	1
LA	ST. BERNARD	36	7	19.4%	2	0	5
LA	ST. CHARLES	41	13	31.7%	1	6	6
LA	ST. HELENA	13	5	38.5%	0	0	5
LA	ST. JAMES	33	16	48.5%	3	3	10
LA	ST. JOHN THE BAPTIST	27	7	25.9%	1	2	4
LA	ST. LANDRY	85	7	8.2%	6	0	0
LA	ST. MARTIN	48	0	0.0%	0	0	0
LA	ST. TAMMANY	260	60	23.1%	41	7	12
LA	TANGIPAHOA	118	26	22.0%	8	6	12
LA	TERREBONNE	81	22	27.2%	4	8	12
LA	VERMILION	55	0	0.0%	0	0	0
LA	WASHINGTON	55	7	12.7%	1	1	5
LA	WEST BATON ROUGE	32	0	0.0%	0	0	0
LA	WEST FELICIANA	28	1	3.6%	0	1	0
TOTAL		2,759	382	13.8%	94	85	208

The number of cell site outages in a specific area does not necessarily correspond to the availability of wireless service to consumers in that area. See Improving the Resiliency of Mobile Wireless Communications Networks, Order, 31 FCC Rcd 13745, para. 10 (2016) (recognizing the difficulties in accurately depicting the ongoing status of a wireless provider’s service during emergencies). Wireless networks are often designed with numerous, overlapping cell sites that provide maximum capacity and continuity of service even when an individual site is inoperable. In addition, wireless providers frequently use temporary facilities such as cells-

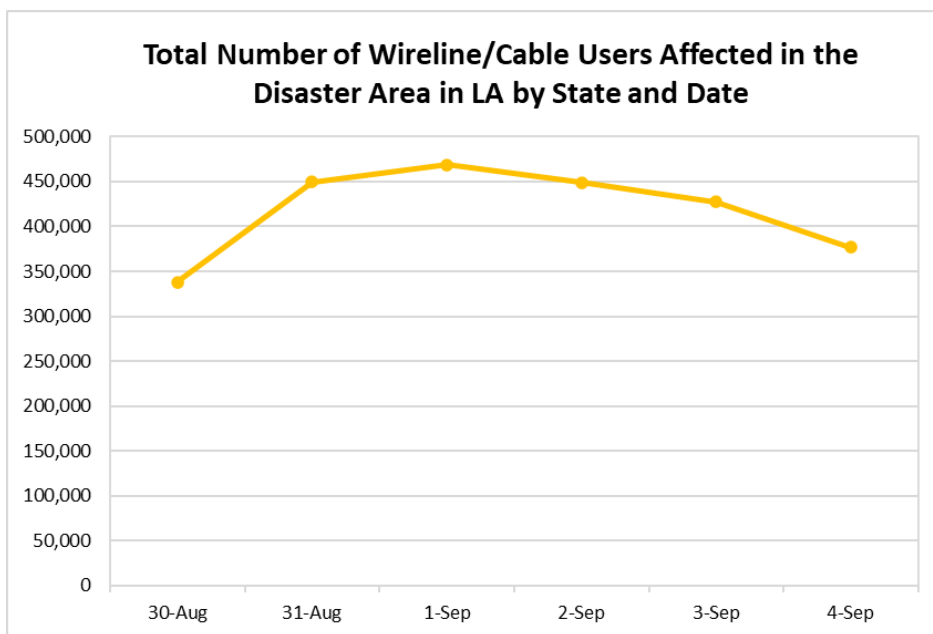


on-wheels (also known as COWs), increased power at operational sites, roaming agreements, or take other actions to maintain service to affected consumers during emergencies or other events that result in cell site outages.

Cable Systems and Wireline (Combined)

Cable and wireline companies reported 377,041 subscribers out of service in the disaster area in Louisiana; this may include the loss of telephone, television, and/or Internet services:

The following chart illustrates the trends in the number of subscribers out of service in the disaster area in Louisiana:



Broadcast:

Television stations status:

- 15 TV stations reported being operational (KATC, KBTR, KDCG, KLFY-TV, KLWB, KSHV-TV, KWBJ-CD, KXKW, WBRZ, WGMB-TV, WGNO, WLAE-TV, WNOL-TV, WVLA-TV, WVUE-DT).
- 2 TV stations are reported as being out of service (KFOL, WYES-DT).



FM Radio stations status:

- 29 FM radio stations reported being operational (K206DU, KFXZ, KLFT, KLWB, KMEZ, KNXX, KOGM, KQXL-FM, KRVE, KSALU, KSLO, KYMK, W225CZ, WBRP, WDGL, WEMX, WEZB, WFMF, WKBU, WLMG, WNOE, WNXX, WQUE-FM, WRNO-FM, WRQQ, WTGE, WWL-FM, WYLD-FM, WYNK-FM).
- 7 FM stations reported being out of service (KKND, KLVH, KNOL, W208FC, WBKL, WNKV, WZRH)
- 1 FM radio station reported being down with programming sent to another station (KVDU)

AM Radio stations status:

- 8 (AM radio stations reported being operational (KFXZ, KSLO, KVOL, WJBO, WODT, WWL, WXOK, WYLD).
- 2 AM radio stations reported being out of service (WSHO, WWWL)

Special Temporary Authority (STA)/Waivers/Extensions

The Federal Communications Commission (FCC) may grant Special Temporary Authority (STA) to permit immediate or temporary operation of certain radio facilities during emergencies or other urgent conditions, as well as waivers to support emergency communications and service restoration.

During Hurricane Ida, there have been 3 STAs granted as of 11 am September 4: a verbal STA to the Mutual Aid Box Alarm System, an STA for station KVDU, and a verbal STA to ERA Helicopters LLC.

The FCC granted waivers as follows:

- ARRL emergency request for a temporary waiver to permit higher symbol rate data transmissions for Hurricane Ida traffic.
- Temporary waiver to allow carriers in affected areas greater flexibility in number portability, to assist in restoring service to affected customers more quickly.
- Waiver to extend the Form 477 deadline and the A110 Upfront Payment and App Resubmission deadline.
- Waived number aging rules to allow providers to hold disconnected numbers for more than the usual 90 days for customers who wish to temporarily disconnect service and then reconnect after recovery is complete.

On September 3, the FCC took a series of actions to extend deadlines and waive rules to assist consumers, licensees and communications providers in Louisiana and Mississippi impacted by Hurricane Ida, as follows:

- Waived certain rules and deadlines for the E-Rate, Rural Health Care, Lifeline, High Cost, Emergency Connectivity Fund, and Emergency Broadband Benefit programs.
- Released a Public Notice establishing October 1, 2021 as the new deadline for submission of Form 477 data as of June 30, 2021 for affected filers in Louisiana and Mississippi. For all other filers the deadline is September 15, 2021.



- Extended until October 1, 2021, certain deadlines that would occur between August 29, 2021 and September 30, 2021. This includes construction deadlines and filing deadlines for certain license modifications, license renewals, and construction notifications.